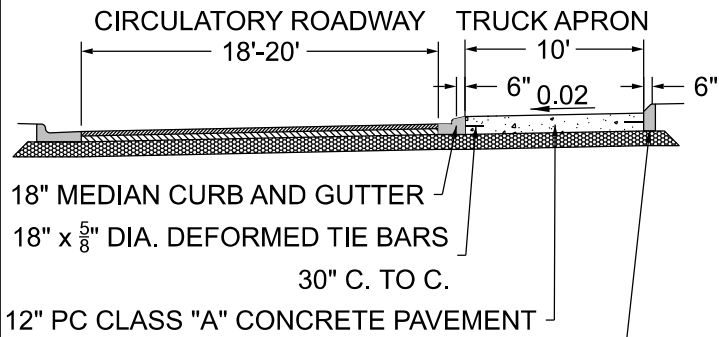
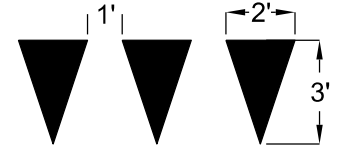


SECTION A-A



SIGN TYPE	SIGN SIZE
R6-4 (2 CHEVRONS)	30"X24"
W2-6	30"X30"
W11-2	30"X30"
W16-7P	24"X12"
R1-2	36"X36"X36"

YIELD LINE DETAIL



8"X18" CONCRETE CURB (NCDOT SD846.01)

TRANSVERSE SAWED CONTRACTION JOINT

100' MIN SEE NOTE 2

CENTER LINE, 4" YELLOW


EDGE LINE, 8" WHITE

3'-3 7/8" SP MINI-SKIP, 12" WHITE

YIELD LINE

SPLITTER ISLAND MOUNTABLE OR PAINTED YELLOW

R6-4 DETAIL



4' MIN.



W2-6 (SEE NOTE 2)



R1-2



W11-2



W16-7P

15' MAX CHORD

20' MIN.


HIGH VISIBILITY 24" X 6' CROSSWALK



R6-4

NOTES:

1. PROVIDE SIGNING AND PAVEMENT MARKINGS ON EACH LEG OF THE APPROACH.
2. INSTALL WARNING SIGN IF POSTED SPEED LIMIT IS 40 MPH OR HIGHER. PLACE WARNING SIGN TO PROVIDE 180 FEET MINIMUM VISIBILITY DISTANCE. IF SIGN VISIBILITY IS OBSTRUCTED, PLACE SIGN IN ADVANCE OF OBSTRUCTION.
3. CONTRACTION JOINTS SHALL BE EQUALLY SPACED, WITH MAX OUTSIDE CHORD SPACING OF 15 FEET.
4. REFER TO NCDOT STANDARD DRAWINGS 700.01 FOR TRANSVERSE CONTRACTION JOINT DETAIL.
5. CENTRAL ISLAND MAY BE LANDSCAPED. A MAJOR ENCROACHMENT AGREEMENT MUST BE APPROVED BY TOWN OF GARNER AND VEGETATION MAINTAINED BY THE HOA.



SINGLE LANE ROUNDABOUT

TOWN OF GARNER, N.C.

DESIGNED BY: TOG

REVISED FEB. 2022

APPROVED BY: CSJ

STD. NO. T-5.09