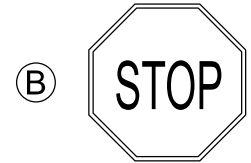


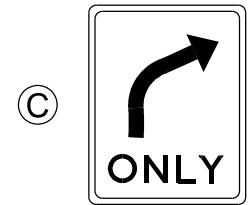
SIGN LEGEND



R6-1R
36"X12"



R1-1
30"X30"



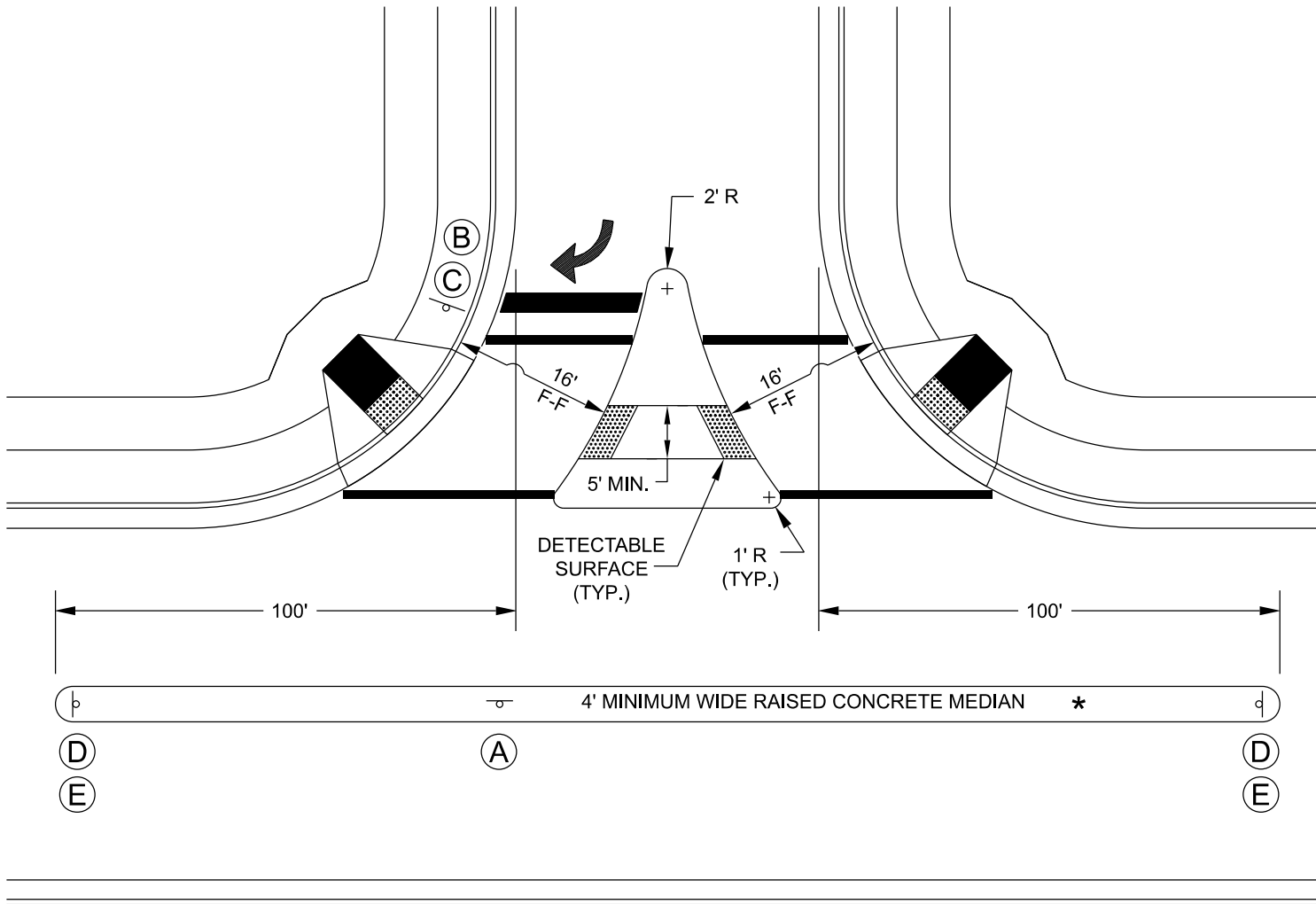
R3-5R
30"X36"



R4-7 or R4-7A
24"X30"



OM-3L
12"X36"



4' MINIMUM WIDE RAISED CONCRETE MEDIAN *

NOTES:

1. MOUNT SIGN B & C ON SAME POST WITH STOP SIGN ON TOP.
2. F-F = FACE OF CURB TO FACE OF CURB.

* MEDIAN USED ON UNDIVIDED ROADWAYS ONLY



STANDARD RIGHT IN/RIGHT OUT CHANNELIZATION (LIMITED FRONTAGE)

TOWN OF GARNER, N.C.

DESIGNED BY:

TOG

APPROVED BY:

CSJ

REVISED
FEB. 2022

STD. NO.
T-5.03