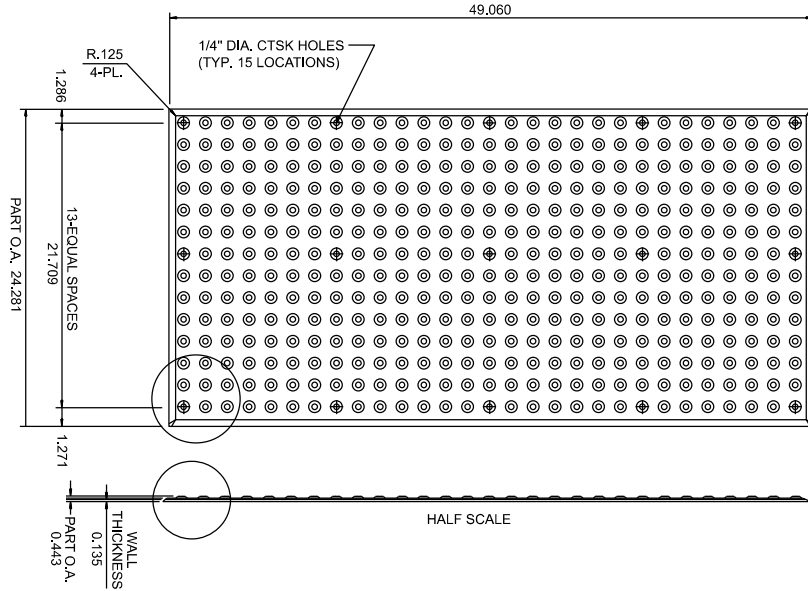
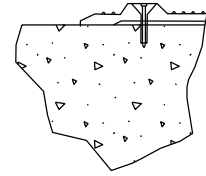


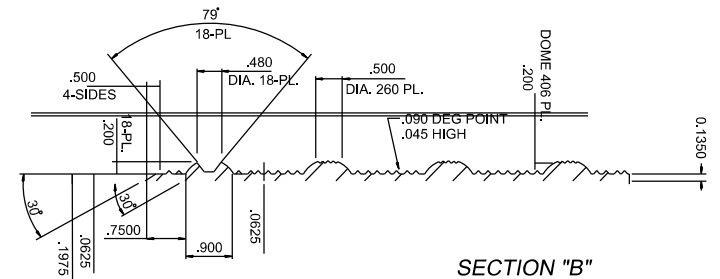
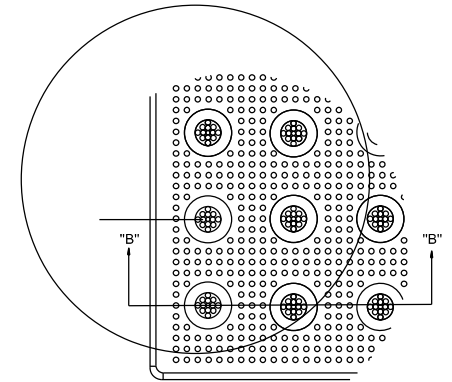
SECTION "A-A"
WITH DETECTABLE WARNING PAVERS



1/4" X 1 1/2" LG.
EXPANSION ANCHOR



TILE INSTALLATION
VIEW B 4X SCALE



SECTION "B"
TYPICAL SECTION

NOTES:

1. DETECTABLE WARNING DOMES SHALL COVER 2'-0" LENGTH AND FULL WIDTH OF THE RAMP FLOOR AS SHOWN ON DETAIL.
2. THE COLOR FOR THE DETECTABLE WARNING AREA SHALL BE GRAY, CHARCOAL, OR BLACK FOR CONTRAST.

NOTE:
THIS APPLICATION ONLY TO BE USED
WHEN RETRO FITTING EXISTING
BARRIER FREE RAMPS



RETROFIT ONLY

DETECTABLE WARNING SURFACE - SURFACE APPLIED

TOWN OF GARNER, N.C.

DESIGNED BY:

TOG

APPROVED BY:

CSJ

REVISED

FEB. 2022

STD. NO.

T-2.03.3