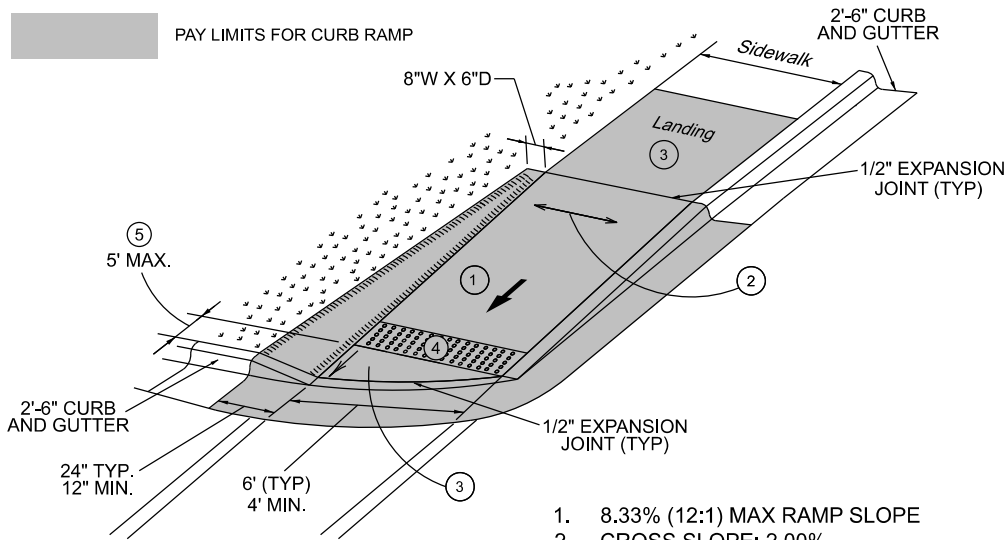
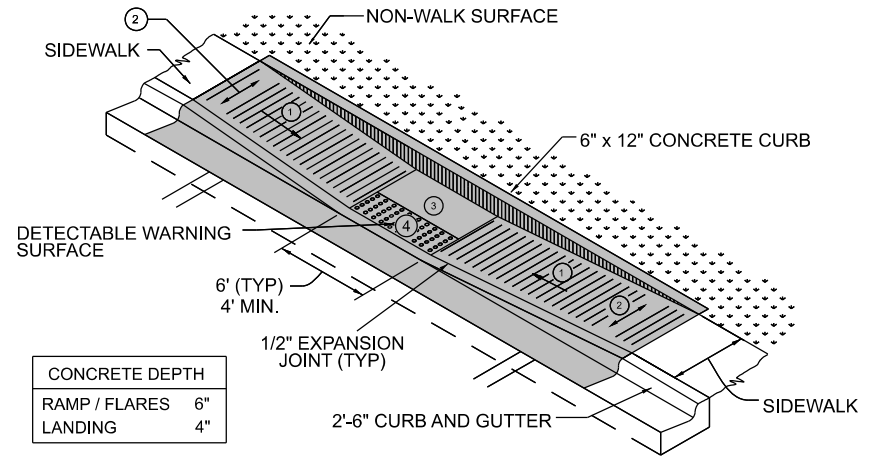


PAY LIMITS FOR CURB RAMP



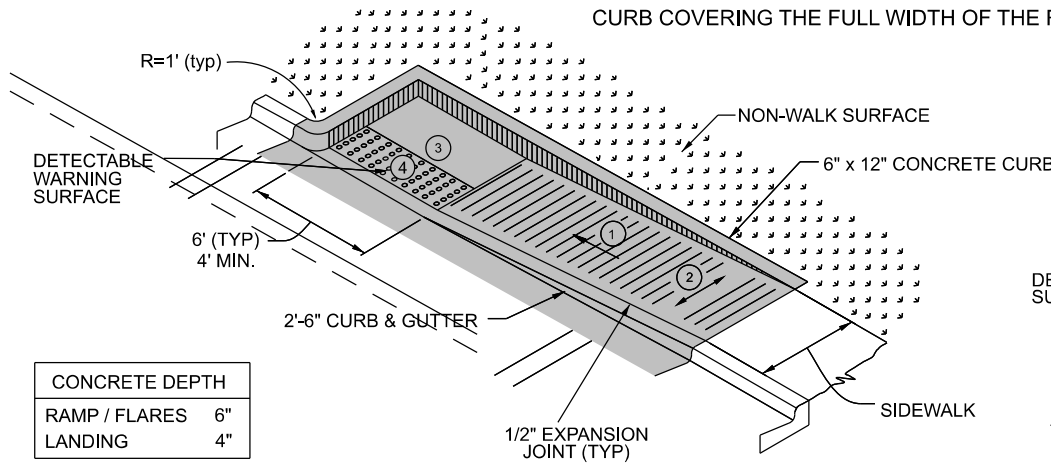
**TYPE R-1**

1. 8.33% (12:1) MAX RAMP SLOPE
2. CROSS SLOPE: 2.00%
3. CURB RAMPS REQUIRE A (4'-0") MINIMUM LANDING WITH A MAXIMUM CROSS SLOPE AND LONGITUDINAL SLOPE OF 2.00% WHERE PEDESTRIANS PERFORM TURNING MANEUVERS. SLOPE TO DRAIN TO CURB.
4. RAMPS AND DOMES SHALL BE INSTALLED THE SAME WIDTH AS THE SIDEWALK.
5. IF LENGTH EXCEEDS 5', TRUNCATED DOMES SHALL BE INSTALLED ALONG THE BACK OF THE CURB COVERING THE FULL WIDTH OF THE RAMP.



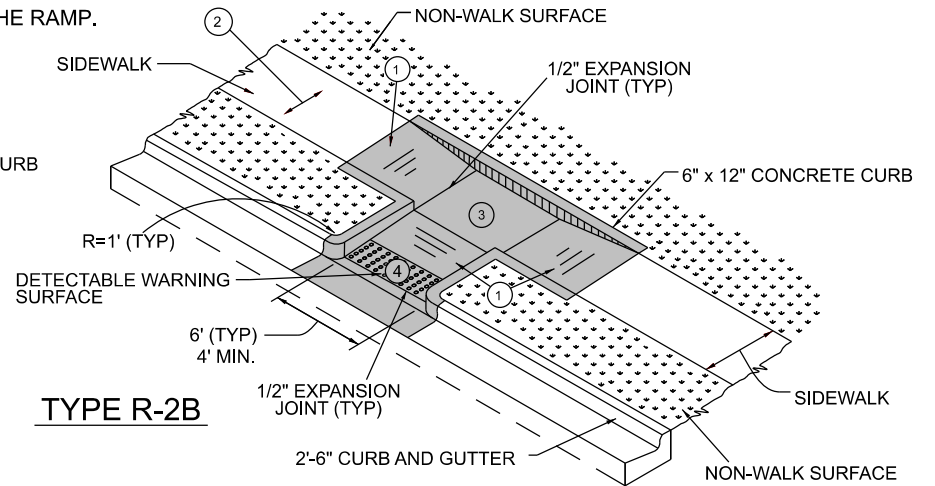
**TYPE R-2**

(USE ONLY WHERE WATER WILL NOT POND WITHIN LANDING)




CONCRETE DEPTH	
RAMP / FLARES	6"
LANDING	4"

**TYPE R-2A**



**TYPE R-2B**



**CURB RAMPS - RETROFIT**

**TOWN OF GARNER, N.C.**

DESIGNED BY:	TOG	REVISED	FEB. 2022
APPROVED BY:	CSJ	STD. NO.	T-2.01.5